



Open Up  
Your Home





# RD77

Our RD77 roller garage doors are perfect for larger garages, but can be just as easily installed on more compact garages to provide functionality and efficiency while keeping the costs affordable.

This range of doors have a maximum opening width of 16ft, and are well suited for single, large or double-sized garages. All our remote controlled RD77 roller doors come with two remotes as standard with two occupants in mind, meaning that neither user has to go without the added convenience and ease of use that remote access offers.

With our careful design, the large size of our RD77 roller doors does not impede the functionality of the doors, or increase the amount of space this model takes up within your garage; we create strong, durable and efficient doors with the roll housing and guide runners designed to be as compact as possible to take up minimal storage space within your garage.

Our RD77 roller garage doors come with a minimum two year warranty and are available in a range of colours and with a number of optional extra features and safety functions to ensure ease of use and an attractive aesthetic.

## YOUR OPTIONS

**Classic** - We'll install our classic range on your behalf. These doors run on a standard hold to close functionality and come with a two year parts and labour warranty.

**Superior** - Our complete package, the superior range of doors come equipped with a one press open and close system, a wireless safety edge and an internal courtesy light. For complete peace of mind, our superior range come with a five year warranty for both parts and labour.

### RD77 GUIDE RUNNERS

*Our RD77 roller doors come with 95mm wide guide runners and a brush insert to help to protect the door when it is in use and prevent damage from occurring, which in turn will ensure a long lasting, quality product.*

## RD77 CLASSIC

- *Includes installation*
- *Removal and disposal of your old frame (if possible)*
- *2 remote handsets*
- *Internal manual override*
- *Buttons on box to operate from inside garage*
- *2 year parts-and-labour warranty*

## RD77 SUPERIOR

- *Includes installation*
- *Internal courtesy light on receiver box*
- *One-press open and close*
- *Removal and disposal of your old frame (if possible)*
- *2 remote handsets*
- *Internal manual override*
- *Buttons on box to operate from inside garage*
- *5 year parts-and-labour warranty*

## SPECIFICATION

### General

Roll Housing:	300mm (12 inch) Sq
Guide Runner Width:	95mm (4 inches)
Slat Height:	77mm (3 inch)
Slat Depth:	18mm (3/4 inch)

### RD77-RC Single

Max. curtain surface area:	15 square meters
Max. opening width up to:	2745mm (9ft)
Max. opening height up to:	2300mm (7ft 6")

### RD77-RC Large

Max. curtain surface area:	15 square meters
Max. opening width up to:	3660mm (12ft)
Max. opening height up to:	2300mm (7ft 6")

### RD77-RC Double

Max. curtain surface area:	15 square meters
Max. opening width up to:	4880mm (16ft)
Max. opening height up to:	2300mm (7ft 6")




WHITE




BLUE




BEIGE




BROWN




RED



BLACK




GREEN



ANTHRACITE



CHARTWELL GREEN\*




ROSEWOOD



GOLDEN OAK




IVORY




ROSEWOOD LAMINATE\*



GOLDEN OAK LAMINATE\*



CREAM



\* **Rosewood Laminate**  
Only available for RD77 models. Comes in a laminate finish.

**Golden Oak Laminate**  
Only available for RD77 models. Comes in a laminate finish.

**Chartwell Green**  
Only available for RD77 models.

# OPTIONAL EXTRAS

We have a range of optional extras that you can use with our roller doors to make your garage door even more practical and easy to operate. All of our additional components can be added to your order by our production team on-site to ensure they meet up with our exacting standards, or if you purchase your extras after your door, we'll be happy to come to your home and help you fit the new components, offering you a full demonstration on their functionality while we're there.

## EXTERNAL MANUAL OVERRIDE

Our external manual override system can be installed into any garage to allow the door to be operated from both inside and outside of the garage. This is a very important feature for any person who doesn't have an additional entrance to their garage to allow entry, preventing you from becoming locked out of your garage, whether due to misplaced keys or in the event of a power failure, preventing the need for a costly emergency call-out.



## HARDWIRED EXTRAS

We have a range of hardwired extras that are compatible with any of our roller doors and can be installed on the inside of a garage to allow you to operate the door without the use of a handset. We have two switches in stock; a rocker switch and a key switch.

### ROCKER SWITCH

- Door can be operated without a key
- Good for people with impaired grip/arthritis
- Can be used by anyone within the garage
- Simple open/close operation

### KEY SWITCH

- Limits access to key-holders only
- Reduces the chance of the door being activated accidentally
- Offers extra access without the need for additional key handsets

## WIRELESS FEATURES

We stock compatible wireless key switch, push button and keypad options for our range of garage doors that are fitted with a wireless edge. Wireless features are quicker to install than wired components, making these a perfect option for those of you wanting to get your new features up and running as quickly as possible. Also, as wireless components don't need wiring into the walls, installation is less obtrusive and doesn't cause any damage to the walls of your garage, allowing for a cleaner looking aesthetic.

### WIRELESS KEY SWITCH

Our wireless key switches hold all the benefits of a hardwired keyswitch, but as they don't need to be wired into a specific location, the switch can be placed at a convenient location for the homeowner.

### WIRELESS PUSH BUTTON

The push button can be wall mounted to allow the door to be operated from the back of the garage without the use of a keyhandset.

### WIRELESS KEYPAD

Wireless keypads can be attached to the exterior of the garage door to allow access for anyone who knows the code. This grants access to multiple users without the need for lots of keys to be cut, ensuring that the security of the garage is upheld.

# SLATS

Our slats are constructed out of double skinned aluminium and have a thick, foam-filled insert to add insulation to the garage door. The curtains are assembled by our own on-site team to your individual specifications, ensuring a perfect fit and a strong seal.

---

## RD55 SLATS

The slats for our RD55 range of doors are 55mm high and 8.2mm thick and are available in a choice of 12 colours.

## RD77 SLATS

Our range of RD77 slats are 77mm high and 18mm thick, available in any of the 15 colours in our range, with 13 painted options and 2 laminate options to choose from.

## WHY CHOOSE OUR DOUBLE-SKINNED ALUMINIUM SLATS?

- Increased insulation
- Strong physical barrier
- Reduced risk of break-ins
- Less sound pollution
- Increased protection from ultraviolet and infrared rays
- Protection against volatile weather
- Quieter functioning





## BASE RAILS

Our extruded base rails help to strengthen the door curtain, to help ensure the longevity of our products .

All our roller garage doors are supplied with a runner seal in the base rail to increase levels of insulation and reduce noise.

Our rubber seals are an excellent deterrent to pests and provide protection against water ingress, helping to keep your garage protected all year-round.

---

### RD55 BASE RAIL

Our RD55 base rail has a hollow slat that is 49mm high and 8.2mm thick; there is a small rubber insert at the bottom to cushion the door, with the rubber seal being 6mm wide and 6mm high.

### RD77 BASE RAIL

The RD77 roller garage door has a base rail slat that is hollow, 78mm high and 18mm thick with a rubber seal 15mm in width and 15mm high.



## ROLL HOUSING

All of our roller doors are fully enclosed in a roll housing that is designed to be fitted either above or below the lintel of your garage, depending on your preference. We supply a fully enclosed roll housing because it is part of the machinery directive to stop entrapment, and ensures the longer lasting life of the internal mechanism. On top of that, an enclosed roll housing can help protect your garage door from any accidental damage that can affect the functionality of your door.

Our roll housings are constructed out of strong and durable aluminium and, if you opt for our DIY range of doors, you will find that the roll housing is very simple to install.

Our roll housing and guide runners come as standard in white or brown, but we do offer a colour match facility where possible as an optional extra.

---

### BENEFITS OF A ROLL HOUSING:

- Provides a fascia for the door
- Provides the curtain with weather protection all round
- Protects the components of the door from dust or debris that can jam mechanisms
- Creates a very neat appearance
- Reduces operating noise
- Increases the insulation and draught-proofing qualities of the door
- Reduces the risk of fingers, ties, hair etc. being caught up in the mechanisms

## EASY TO USE CONTROL BOXES

### STANDARD RANGE

We stock a high quality remote control system for use with all of our ranges of roller doors, as standard our doors come with hold to run closing operation, running 230V tube motors and supplied with two transmitter handsets.

### WIRELESS SAFETY EDGE RANGE

This control panel comes as standard on our Superior range and has two transmitter handsets and a wireless safety edge. The control panel is fitted with close, open and stop buttons for operation within the garage and a courtesy light that activates when the door is in operation. This control box is compatible with all of our optional extras, including our wireless push buttons, key switches or keypads.

# IT'S SO SIMPLE...

