



transform
your space
with Korniche





Multi-Award-Winning





a brighter home

with smarter engineering.

Flood your living space in natural light with industry-leading roof lanterns and bi-folding doors from Korniche. Combine smart engineering with inspirational design to immerse your home in the outside world.

Precision. Simplicity. Beauty.

The engineering pedigree behind the Korniche roof lantern and bi-folding door makes it easy to elevate the design of your build or renovation project.

Driven by perfection and because we understand that there is no such thing as compromise when it comes to your dream home, we have developed the most advanced products on the market.

Designed from the ground up, every component has been meticulously engineered to combine with the next, transforming your interior, bringing the outside in.

A wealth of unique features improve heat retention, security, functionality and aesthetic appeal, so you can enjoy a final product which is stronger, slimmer, warmer and easier to install.

Natural light in interior spaces creates ambience, enhances your decor whilst energising and improving well-being.

it's our mission to achieve your vision

Korniche was founded with the mission to bring inspirational products to light through innovative design and engineering. The Korniche Lantern was the first of its kind, designed using ground-breaking engineering instead of being derived from existing conservatory systems. It has been followed up with the equally innovative new bi-folding door.

Since launch this multi-award winning product has been embraced by homeowners and builders alike, and our vision is to become the first brand you go to for smarter, better engineered and inspirational glazed products.

Because we use aluminium, our products are made with greater accuracy and tighter tolerances that deliver superb weather resistance and thermal retention, low maintenance and breath-taking aesthetics.

Single site manufacture benefits from investment in the latest fabrication methods, a clear focus on engineering excellence and industry leading quality controls, Korniche delivers products to an extremely high standard.







roof lanterns

Welcome more light and style into your home with roof lanterns from Korniche.



the design brief

A Korniche roof lantern doesn't just change the way your living space looks. By bathing your room in natural daylight, it transforms how it functions. How it feels. Just as every homeowner has a different vision, Korniche has a bespoke design to help you deliver it.

Engineered for a grander view

Enjoy the most expansive views possible with industry-leading maximum sizes for your roof lantern, spanning up to 24m².

Meticulously engineered to be the strongest and stiffest on the market, it supports more glass without the need for additional rafters.

Thanks to its sturdy die-cast aluminium components and patented method of fixing the spars together, the Korniche roof lantern can span up to 3 meters by 2.5 meters for a single piece of glass per side, or up to a maximum roof space of 6 meters by 4 meters with intermediate rafters

Bask in daylight and design

A modern take on the classic Victorian-era lantern roofs, the Korniche roof lantern comes in bespoke designs and a range of colours to transform your living space with light.

Reminiscent of traditional timber structures, its award-winning aluminium rafters and spars provide some of the narrowest internal sightlines available, with no visible fixings and seamless joints throughout.

Externally, aluminium die-cast components are covered with contemporary sculpted top and end caps creating a continuous aesthetic whilst delivering secure and all-weather protection.





Meticulously engineered to be the strongest and stiffest on the market, it supports more glass without the need for additional rafters.

designed **brighter** engineered **better**



Keep your heat, protect your home

The Korniche roof lantern comes with self-cleaning glass in a range of shades giving overall U values as low as 1.2, so you can enjoy, diffuse or direct natural light while keeping the heat in your home. The dedicated roof glazing used also reduces the amount of heat that enters your living space, helping to maintain the perfect temperature and level of light.

The roof lantern is fully thermally broken. This means the outside aluminium elements are connected to the internal ones through thermal breaks.

These include polymer T bars between the internal and external parts of the spars and polyamide thermal breaks in the eaves beams. This vastly reduces heat transfer and ensures any cold bridging is virtually eliminated.

Industry-leading Q-Lon seals combine and complement the thermally broken design to protect your home from the elements. An innovative glass lock stops the glass slipping under its own weight delivering integral strength and ensures a lifetime of low maintenance.



Fastest, simplest installation

Making the complicated simple takes real creativity. Our smartly engineered roof lantern is the only design on the market that requires no cutting, trimming or silicone sealant within the lantern structure whilst being assembled.

Capable of being fitted in minutes and glazed in seconds, the Korniche roof lantern is the fastest and easiest system to install on the market.

It arrives with a comprehensive installation manual that has simple step by step instructions that could not be easier to follow.

The sheer simplicity of the installation means that any competent tradesperson can safely, quickly and securely fit your lantern, eliminating the need for specialist installers.

An installers dream.

Capable of being fitted in minutes and glazed in seconds, the Korniche roof lantern is the fastest and easiest lantern to install on the market.

versatile style



Bespoke designs to help you capture the mood, whatever space you want to fill.


Your vision for a roof lantern might depend on the intended function of your room, what times it will be used and who you want to enjoy the space with the most.

RAL Colours

As well as our stock offerings we offer more than 150 colours in matt, satin or gloss, including the option to have different colours on the inside

and outside of the frames. This gives you greater freedom to match both the interior and exterior style of your property without compromise.

All you need to do is decide on the right combination for your vision.





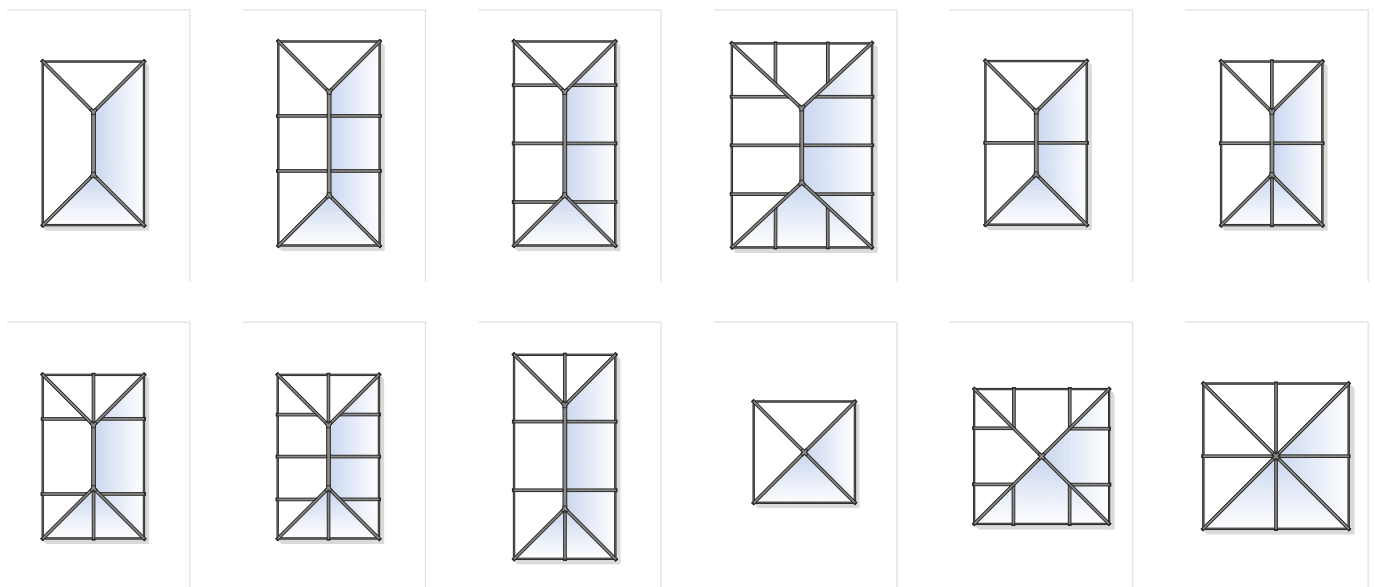
With bespoke sizes and colours all you need to do is decide on the right combination for your vision.

Specifications

- Bespoke sizes up to 6m x 4m
- Fixed 25°pitch
- 24mm double glazed units
- Largest rectangular lantern with only 4 glass units: 3m x 2.5m (external size)
- Largest overall rectangular lantern size: 6m x 4m (external size)
- Largest Pyramid lantern with only 4 glass units: 2.5m x 2.5m (external size)
- Largest Pyramid lantern: 4m x 4m (external size)



Available configurations



Colours & glass options

- ▣ Three stock RAL colours
 - RAL 9010 – Gloss White
 - RAL 7016 – Matt Grey
 - RAL 9005 – Matt Black
- ▣ Dual colour available at no extra cost when selecting two stock colours
- ▣ Bespoke RAL and BS colours available
- ▣ Ball finial option available
- ▣ Laminated and Privacy glass options available.



BESPOKE COLOURS ARE AVAILABLE

Performance glazing

Ambience Glass					
	Blue	Neutral	Clear	Premium Blue	Aqua
U Value	1.2 W/m ² K	1.2 W/m ² K	1.2 W/m ² K	1.0 W/m ² K	1.0 W/m ² K
Solar Heat Reflection	73%	59%	31%	83%	82%
Light Transmission	32%	44%	77%	23%	28%
Self Cleaning	Yes	Yes	Yes	Yes	Yes

U Values explained

A U value describes the rate that heat is conducted across a material or series of materials, in the table it refers to an insulated glass unit. A lower number means the glass unit is better at resisting heat transfer.


low maintenance: what you need to know



The Korniche Lantern is fabricated solely in the UK, in a dedicated manufacturing facility, ensuring exceptional quality and finishing standards.

When specified and installed in line with our product guidelines, your Korniche Lantern will require minimum maintenance for maximum peace of mind.

All components are CNC cut and machined with rigorous quality control checks ensuring a perfect finish.



Powder coating

The lantern's powder coated exterior doesn't just offer a wide range of colours, it also delivers a thick and consistently smooth finish which is extremely durable providing resistance to corrosion and damage from the elements.

Self-clean glass

Specially designed to remain cleaner for longer, our self-cleaning glass features a transparent coating that breaks down dirt using the sun's ultra-violet rays, which is then washed away by rainfall.

The durable coating is integrated into the external surface of the glass. It will still require the occasional clean in line with the glass manufacturer's instructions, but at far longer intervals compared to standard glass.

multi-award-winning products recognised across the industry



Since its launch in 2016, the Korniche Roof Lantern has received multiple awards for its innovative design, engineering and aesthetics, including both builder and homeowner accreditation.

- Manufacturing ISO9001:2015 Quality accreditation 2022
- Homebuilding & Industry Awards 2021 – Rooflight Supplier of the Year
- Real Homes Awards 2021 – Nominee
- Homebuilding & Renovating Awards 2020 – Best Rooflight Supplier
- Conservatory & Orangerie Awards 2019 – Best Rooflight and Lantern System
- Professional Builder Magazine 2018 – Charles Godfrey Award for Innovation









transform
your space
with Korniche



www.korniche.co.uk

